



# Emerging Markets End 2017 with a Bang!

## EMERGING MARKETS INSIGHTS

### Three Things We're Thinking About Today

1. The US Federal Reserve (Fed) raised its key interest rate by 25 basis points in December, its third increase in 2017 and in line with market expectations. The Fed is widely expected to raise the rate three times in 2018. Despite increasing concern, the impact of these rate hikes on emerging markets has thus far has been limited, partly because the normalization of **monetary policy in the United States** was anticipated, and also thanks to sound growth and fundamentals in major emerging markets.
2. Politics was at the forefront in December as **elections** in South Africa, India and Chile grabbed investors' attention. As we step into 2018, politics continue to warrant our attention as three major emerging-market (EM) economies—Brazil, Mexico and Russia—will hold presidential elections. While there is little doubt that President Vladimir Putin will be re-elected for a fourth term, Brazil and Mexico may see a change. With left-wing populist Andres Manuel Lopez Obrador leading in most opinion polls in Mexico, we expect increased market volatility and continue to monitor the situation closely. In Brazil, we expect a favorable outcome with the new president likely continuing to implement key reforms.
3. Emerging markets recorded **inflows** of about US\$80 billion in 2017, compared to minor inflows in 2016 and outflows in 2013–2015. While 2017 was the third best year for emerging markets asset inflows in absolute terms, after 2010 and 2009, in more than 20 years, relative to market capitalization, the recovery of flows has been relatively milder. There may be volatility ahead, particularly as investment flows can often reflect ever-changing attitudes to perceived risk, with inflows as investor sentiment moves “risk-on” and outflows as it moves “risk-off.” Even so, major global investors have a lower proportion of exposure to the asset class, below what we would expect given the proportion of global GDP (gross domestic product) and market capitalization that emerging markets represent, and that could support continued inflows.

### Market Performance (MSCI EM Index, USD)

Cumulative Return

Best	Worst
+South Africa (21.5%)	-Mexico (-8.0%)
+Greece (13.6%)	-Pakistan (-5.2%)
+India (11.8%)	-United Arab Emirates (-4.6%)

### Sector Performance (MSCI EM Index, USD)

Cumulative Return

Best	Worst
+Health Care (16.6%)	-Utilities (1.5%)
+Consumer Discretionary (9.1%)	-Telecommunication Services (3.1%)
+Materials (8.8%)	-Real Estate (3.1%)

### Currency Performance (vs. USD)

% Change

Best	Worst
+South Africa (9.1%)	-Mexico (-7.2%)
+Korea (7.0%)	-Turkey(-6.2%)
+Poland (4.9%)	-Brazil (-4.6%)

Source: FactSet, three-month period ending 31/12/17.

### Outlook

Emerging markets did well in 2017 and we expect the asset class to remain on an upward trend in 2018, against a favorable backdrop of robust economic growth, increased asset inflows, solid foreign reserves, strong current accounts and stable local currencies. Valuations in emerging markets remain attractive, in our view, trading at a discount to their developed-market peers. Earnings of many EM companies have also been gradually improving, in terms of profitability, margins and return on equity (ROE).

We believe Asia remains the most exciting EM region. It offers a range of opportunities, from China, South Korea and Taiwan to countries such as India and Indonesia. Asian companies are also beginning to dominate in industries where European companies used to lead. This is especially so in the automobile and auto-related technology industries.

Similarly, we are finding opportunities in Latin America. Brazil has emerged from a prolonged recession and faced several challenges, including high unemployment and corruption scandals, but we are generally positive on the possibilities within that market given the new emphasis on reform efforts.

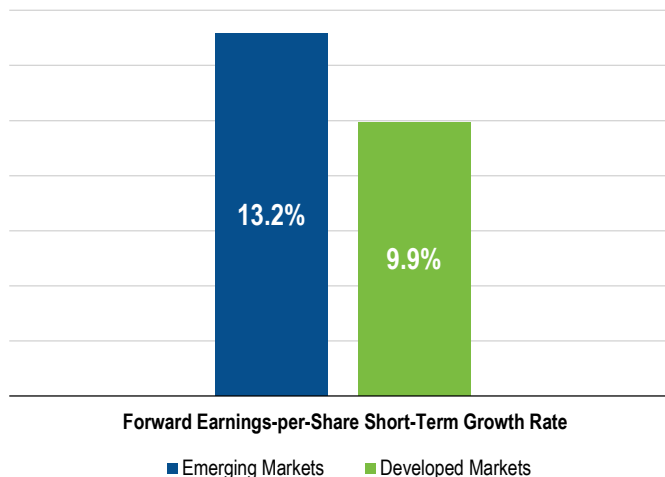
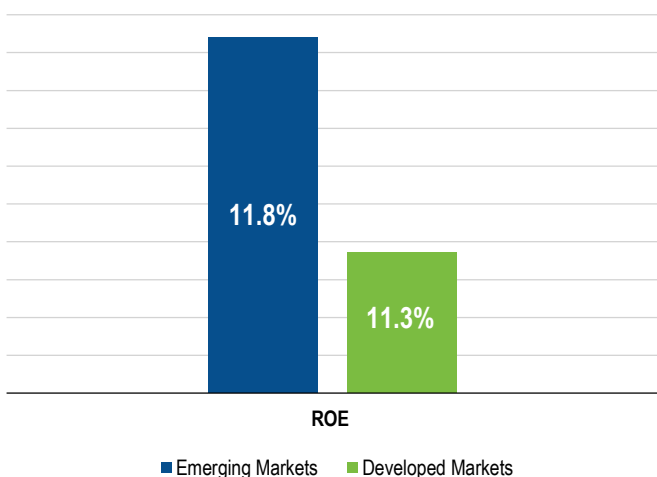
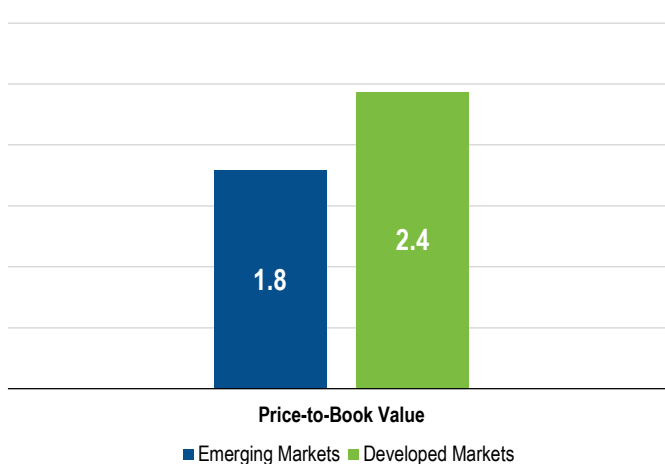
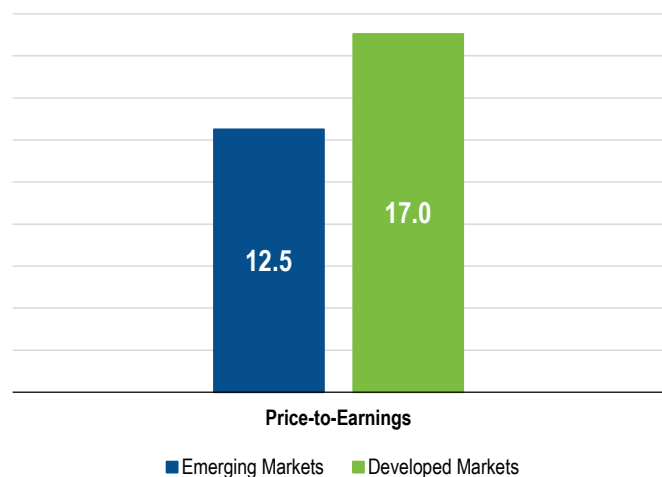
As fundamental stockpickers, we are equally excited about individual opportunities in other parts of the world, such as in places like Russia, which has fallen out of favor. In such situations, we are finding companies we regard as extremely well run, growing at a fast pace, and providing exposure to key themes such as economic growth, demographic changes and local consumer trends.

## Emerging Markets Key Trends and Developments

Global equity markets advanced during the fourth quarter of 2017. Investors mainly focused on continued indications of positive economic growth from several regions and the progress of tax reform in the United States. However, we did witness a brief correction in the information technology (IT) sector on profit-taking and a rotation into other areas including financials. Emerging markets continued to outperform developed markets, supported by better earnings and economic growth prospects, strong asset inflows and higher commodity prices. The MSCI EM Index rose 7.5%, compared with a 5.6% gain in the MSCI World Index, both in US dollars. A similar trend was witnessed over most of the year as EM equities outpaced developed markets. 2017 marked emerging markets' best annual performance since 2009 with a 37.8% gain, much higher than developed markets' 23.1% return.

### Valuations: Emerging Markets vs. Developed Markets

As at 31 December 2017



Source: FactSet.

## The Most Important Moves in Emerging Markets This Quarter

- Asian markets were among the top EM performers with India, South Korea and Singapore recording double-digit returns. The ruling party's victory in two key state elections and expectations of a pro-growth budget in the fiscal year ending March 2019 buoyed market sentiment in India. Equity prices in South Korea were driven by easing geopolitical tensions, solid economic growth and strong appreciation in the won. In contrast, Taiwan was one of the weakest performers as profit-taking in the IT sector and a rotation into materials and financials held back returns. Political instability continued to weigh on Pakistan, where stock prices declined.
- In Latin America, despite a faster-than-expected economic recovery and continued monetary easing, delays in social security reform continued to weigh on investor sentiment in Brazil. The Mexican market, however, was one of the worst performers, both in the region and globally, on resumed interest-rate hikes in December and uncertainty in the NAFTA (North American Free Trade Agreement) renegotiation process. A double-digit gain in December following the election of Sebastian Pinera as president, coupled with appreciation in the peso and higher commodity prices, drove gains in the Chilean market.
- Central European markets including the Czech Republic and Hungary performed well, supported by generally solid macroeconomic fundamentals. The Russian market was largely driven by higher oil prices and a larger-than-expected interest-rate cut in December, while depreciation in the lira limited Turkey's returns in US dollar terms.
- South Africa was one of the best-performing markets in Africa, driven by hopes of a change in policy following the victory of pro-business candidate Cyril Ramaphosa in the ruling African National Congress presidential elections, as well as strong appreciation in the rand. The Egyptian market, however, declined despite improving macroeconomic fundamentals.
- Frontier markets as a group lagged their EM counterparts over the three-month period. Vietnam and Kazakhstan were notably strong performers, while Argentina and Kenya also recorded positive returns. The Vietnamese market was among the top-performing markets globally, driven by continued foreign investor interest and strong macroeconomic fundamentals including robust economic growth. In contrast, equities in Kuwait and Sri Lanka fell.

## Regional Outlook

Three-Month Period Ended 31 December 2017

Market	(-)	N	(+)	Investment Thesis
<b>Asia</b>				Strong macro fundamentals, but political concerns and high valuations might affect some markets.
China				Our overall outlook for China remains stable. Supply-side reforms have been supportive, while the strengthening renminbi has also relieved the fear of capital flight for many overseas investors. However, inflationary pressures could rise in 2018 and uncertainties on Sino-US trade could impact the current account surplus.
India				Strong macro fundamentals, under-penetration and strong management talent make Indian corporations attractive to us, but fairly rich valuations with near-term earnings challenges make us neutral on the market.
Indonesia				Economic growth should hold steady this year, recovering slowly. Politics will likely heat up in the latter part of the year with the presidential election in April 2019.
South Korea				Macro indicators are sound but concerns on regulation and unstable geopolitical environment.
Pakistan				Uncertainty remains with concerns on a political reshuffle and a high current account deficit.
Taiwan				Macroeconomic data is stable and positive. Geopolitical situation is relatively safer when compared with other countries in the region. However, we are carefully monitoring the strong currency and demanding equity market valuations.
Thailand				Our overall outlook remains stable to slightly positive. In our opinion, economic stability remains strong with a possible gradual improvement in economic growth.
Vietnam				Annual GDP growth is likely to be above 6%, likely to be only partially offset by declining oil production. Persistent fiscal imbalance is a concern, however.
<b>Europe</b>				Solid economies, but oil price dependence and political uncertainty may weigh on some markets.
Czech Republic				Strong economy not currently reflected in stock market performance. We are carefully monitoring the ANO party's political agenda, especially since it failed to form a coalition with other parties.
Hungary				Relatively good macro outlook, stable political situation and attractive market valuations vs. broader emerging markets lead us to take a positive near-term outlook for the market.
Russia				In a stable oil price/ruble environment, domestic names should benefit due to earnings revisions and increased demand. Political situation should remain stable as no serious competition is expected in upcoming presidential elections. However, macro risks are high due to elevated volatility of commodity prices and the possibility of additional US/EU sanctions.
Turkey				With the current expansionary fiscal policy, GDP growth expectations for 2017 have increased to 5%–6%. High inflation and political risk, however, lead us to adopt a more cautious view.

cont'd.

The graphic reflects the views of Templeton Emerging Markets Group regarding each region. All viewpoints reflect solely the views and opinions of Templeton Emerging Markets Group. Not representative of an actual account or portfolio.

## Regional Outlook, continued

Three-Month Period Ended 31 December 2017

Market	(-)	N	(+)	Investment Thesis
<b>Latin America</b>				Encouraging economic signs but political elections in 2018 may result in increased volatility in some markets.
Argentina				The economic recovery is gaining strength, which, combined with a favorable election outcome in October, should pave the way for the much-desired upgrade from frontier to EM status. Until that happens, the market should sustain positive asset performance.
Brazil				The near-term outlook is challenging in view of 2018 presidential elections, which could bring higher volatility, although a favorable outcome is expected. Our long-term outlook is positive, with a new president likely to continue promoting reforms.
Mexico				The country's macroeconomic outlook is stable and equity valuations are below historical averages. We believe Mexico's risk profile has increased with the ongoing NAFTA renegotiation (though we expect a positive outcome) and the 2018 presidential election. The latter could lead to increased volatility given the tight expected race based on recent polls. Economic activity tends to remain strong leading up to presidential elections.
Peru				GDP growth is expected to have bottomed in 2017 and should accelerate going forward, driven by a healthy consumer environment coupled with higher metal prices. However, a more sustained recovery might be delayed until the political scenario gets resolved. Valuations for financial institutions and consumer names look attractive to us.
<b>Middle East</b>				Varied outcomes in different markets—some affected by macro and political factors, others benefiting from reforms.
Kuwait				Potential FTSE upgrade would be a positive catalyst for the market. Kuwait's fiscal position appears stronger than its regional peers and hence more defensive. A persistent risk is political deadlock, which often leads to slower fiscal reforms and investments.
Qatar				Undemanding valuations and improving current account but slowing economic growth, political conflict and deadlock, weigh on investor appetite.
Saudi Arabia				Economic growth appears stable, and the National Transformation Plan is being redrafted to reflect more realistic targets.
United Arab Emirates				Within the region, the UAE is least dependent on oil revenues. Fiscal reforms have been successful, and we expect further reforms such as VAT implementation. However, the strong property sector needs to be monitored closely.
<b>Africa</b>				Strong potential for improvement going forward, encouraging political and macro signs.
Egypt				Egypt has made a committed step toward economic reforms. It is witnessing receding inflation and a strengthening currency but some security risk still exists.
Kenya				With election results now validated and protests muted, economic growth is likely to be about 5%. However, we think the market has already priced in this outcome.
Nigeria				The market is improving from a macro perspective with higher oil production, better oil prices, steadying inflation and a floating currency.
South Africa				The December ANC elective conference ended with a compromise arrangement led by Cyril Ramaphosa, but with half of the top six senior executives from the Zuma faction. While leadership by Cyril Ramaphosa is positive, we will be monitoring the situation to see if key reforms can be passed under this arrangement.

The graphic reflects the views of Templeton Emerging Markets Group regarding each region. All viewpoints reflect solely the views and opinions of Templeton Emerging Markets Group. Not representative of an actual account or portfolio.

## TEMPLETON EMERGING MARKETS GROUP

### LOCAL KNOWLEDGE, GLOBAL REACH

In a sea of overlooked and under-researched companies, there's no substitute for local market knowledge. Our on-the-ground investment team of over 50 portfolio managers and analysts across 20 countries distinguishes Templeton Emerging Markets Group from the crowd. Investors benefit from our networks of local business contacts, access to in-person company visits and real time response to local market events.

Our global reach through Franklin Templeton Investments provides access to sophisticated risk management and trading resources. Portfolio management collaborates closely with the Performance Analysis and Risk Group, which provides detailed risk analytics to complement the team's assessment of risk exposures.

- ▶ **50+** portfolio managers and research analysts
- ▶ **15 years** on average of industry experience
- ▶ **12 years** on average with Templeton



Stephen Dover, CFA



Allan Lam, CPA



Chetan Sehgal, CFA



Carlos Hardenberg

## IMPORTANT LEGAL INFORMATION

This material is intended to be of general interest only and should not be construed as individual investment advice or a recommendation or solicitation to buy, sell or hold any security or to adopt any investment strategy. It does not constitute legal or tax advice.

The views expressed are those of the investment manager and the comments, opinions and analyses are rendered as at the publication date and may change without notice. The information provided in this material is not intended as a complete analysis of every material fact regarding any country, region or market.

**All investments involve risks, including possible loss of principal.**

Data from third party sources may have been used in the preparation of this material and Franklin Templeton Investments ("FTI") has not independently verified, validated or audited such data. FTI accepts no liability whatsoever for any loss arising from use of this information and reliance upon the comments opinions and analyses in the material is at the sole discretion of the user.

Products, services and information may not be available in all jurisdictions and are offered outside the U.S. by other FTI affiliates and/or their distributors as local laws and regulation permits. Please consult your own professional adviser for further information on availability of products and services in your jurisdiction.

Issued in the U.S. by Franklin Templeton Distributors, Inc., One Franklin Parkway, San Mateo, California 94403-1906, (800) DIAL BEN/342-5236, franklintempleton.com - Franklin Templeton Distributors, Inc. is the principal distributor of Franklin Templeton Investments' U.S. registered products, which are available only in jurisdictions where an offer or solicitation of such products is permitted under applicable laws and regulation.

**Australia:** Issued by Franklin Templeton Investments Australia Limited (ABN 87 006 972 247) (Australian Financial Services License Holder No. 225328), Level 19, 101 Collins Street, Melbourne, Victoria, 3000.

**Austria/Germany:** Issued by Franklin Templeton Investment Services GmbH, Mainzer Landstraße 16, D-60325 Frankfurt am Main, Germany. Authorized in Germany by IHK Frankfurt M., Reg. no. D-F-125-TMX1-08. **Canada:** Issued by Franklin Templeton Investments Corp., 5000 Yonge Street, Suite 900 Toronto, ON, M2N 0A7, Fax: (416) 364-1163, (800) 387-0830, www.franklintempleton.ca. **Dubai:** Issued by Franklin Templeton Investments (ME) Limited, authorized and regulated by the Dubai Financial Services Authority. Dubai office: Franklin Templeton Investments, The Gate, East Wing, Level 2, Dubai International

Financial Centre, P.O. Box 506613, Dubai, U.A.E., Tel.: +9714-4284100 Fax:+9714-4284140. **France:** Issued by Franklin Templeton France S.A., 20 rue de la Paix, 75002 Paris France. **Hong Kong:** Issued by Franklin Templeton Investments (Asia) Limited, 17/F, Chater House, 8 Connaught Road Central, Hong Kong. **Italy:** Issued by Franklin Templeton International Services S.à.r.l. – Italian Branch, Corso Italia, 1 – Milan, 20122, Italy. **Japan:** Issued by Franklin Templeton Investments Japan Limited. **Korea:** Issued by Franklin Templeton Investment Trust Management Co., Ltd., 3rd fl., CCMM Building, 12 Youido-Dong, Youngdungpo-Gu, Seoul, Korea 150-968. **Luxembourg/Benelux:** Issued by Franklin Templeton International Services S.à r.l. – Supervised by the *Commission de Surveillance du Secteur Financier* - 8A, rue Albert Borschette, L-1246 Luxembourg - Tel: +352-46 66 67-1 - Fax: +352-46 66 76. **Malaysia:** Issued by Franklin Templeton Asset Management (Malaysia) Sdn. Bhd. & Franklin Templeton GSC Asset Management Sdn. Bhd. **Poland:** Issued by Templeton Asset Management (Poland) TFI S.A., Rondo ONZ 1; 00-124 Warsaw. **Romania:** Issued by the Bucharest branch of Franklin Templeton Investment Management Limited, 78-80 Buzesti Street, Premium Point, 7th-8th Floor, 011017 Bucharest 1, Romania. Registered with Romania Financial Supervisory Authority under no. PJM01SFIM/400005/14.09.2009, authorized and regulated in the UK by the Financial Conduct Authority. **Singapore:** Issued by Templeton Asset Management Ltd. Registration No. (UEN) 199205211E. 7 Temasek Boulevard, #38-03 Suntec Tower One, 038987, Singapore. **Spain:** Issued by the branch of Franklin Templeton Investment Management, Professional of the Financial Sector under the Supervision of CNMV, José Ortega y Gasset 29, Madrid. **South Africa:** Issued by Franklin Templeton Investments SA (PTY) Ltd which is an authorized Financial Services Provider. Tel: +27 (21) 831 7400 Fax: +27 (21) 831 7422. **Switzerland:** Issued by Franklin Templeton Switzerland Ltd, Stockerstrasse 38, CH-8002 Zurich. **UK:** Issued by Franklin Templeton Investment Management Limited (FTIML), registered office: Cannon Place, 78 Cannon Street, London EC4N 6HL. Authorized and regulated in the United Kingdom by the Financial Conduct Authority. **Nordic regions:** Issued by Franklin Templeton Investment Management Limited (FTIML), Swedish Branch, Blasieholmsgatan 5, SE-111 48 Stockholm, Sweden. Phone: +46 (0) 8 545 01230, Fax: +46 (0) 8 545 01239. FTIML is authorized and regulated in the United Kingdom by the Financial Conduct Authority and is authorized to conduct certain investment services in Denmark, in Sweden, in Norway and in Finland. **Offshore Americas:** In the U.S., this publication is made available only to financial intermediaries by Templeton/Franklin Investment Services, 100 Fountain Parkway, St. Petersburg, Florida 33716. Tel: (800) 239-3894 (USA Toll-Free), (877) 389-0076 (Canada Toll-Free), and Fax: (727) 299-8736. Investments are not FDIC insured; may lose value; and are not bank guaranteed. Distribution outside the U.S. may be made by Templeton Global Advisors Limited or other sub-distributors, intermediaries, dealers or professional investors that have been engaged by Templeton Global Advisors Limited to distribute shares of Franklin Templeton funds in certain jurisdictions. This is not an offer to sell or a solicitation of an offer to purchase securities in any jurisdiction where it would be illegal to do so.

MSCI makes no warranties and shall have no liability with respect to any MSCI data reproduced herein. No further redistribution or use is permitted. This report is not prepared or endorsed by MSCI.

Important data provider notices and terms available at [www.franklintempletondatasources.com](http://www.franklintempletondatasources.com).



FRANKLIN TEMPLETON  
INVESTMENTS

Please visit [www.franklinresources.com](http://www.franklinresources.com) to be  
directed to your local Franklin Templeton website.